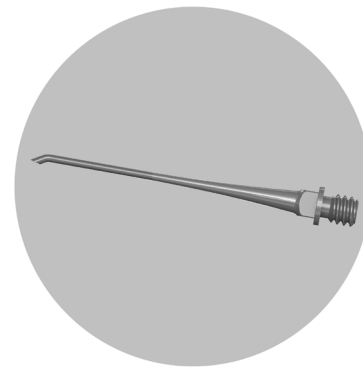




 MicroSurgical Technology Inc.
8415 154th Ave NE
Redmond, WA USA 98052
425.861.4002
info@microsurgical.com



**Sonata™ Single Use
Phaco Tip**



Directions For Use

**Sonata™ Single Use
Phaco Tip**

MST Sonata™ Phaco Tips

INTENDED USE

MST Sonata™ Phaco tips are used in conjunction with a phacoemulsification machine and handpiece to liquefy and aspirate lens material from the eye during cataract surgery.

The tips are hollow core titanium and provided with a plastic wrench and two silicone sleeves. The redundant sleeve is provided in the event that one becomes damaged or otherwise unusable.

CAUTION: MST Sonata™ Phaco tips are sold in a sterile condition and are intended for single use. Do not attempt to reuse or reprocess the device. Improper reuse of single use devices could cause reduced aspiration performance, tip cutting performance, and may also introduce foreign particles into the eye.

DIRECTIONS FOR USE


1. Use the provided wrench to attach the tip to the desired phacoemulsification handpiece. Ensuring that the tip is firmly in the wrench before use will prevent the wrench from stripping. The tip should be firmly attached to ensure proper operation. Over tightening may result in damage to the tip or to the wrench.



2. Inspect the device before use to ensure that it is free of damage, burrs or other irregularities. Do not attempt to modify the tip.
3. To install the irrigation sleeve, press or twist the sleeve onto the handpiece threads and adjust the sleeve to the preferred exposure and orientation, usually having 1-2mm of tip exposed and with sleeve irrigation holes rotated 90° from any bevel/bend.



4. See the driving console operator's manual for the controls and function of the console.













 MicroSurgical Technology Inc.
8415 154th Ave NE
Redmond, WA USA 98052
Phone 425.861.4002
email: info@microsurgical.com



MDSS GmbH
Schiffgraben 41
30175 Hannover, Germany

CE 0413

Symbols used on packaging

Symbol	Meaning	Symbol	Meaning
	Authorized Representative in the European Community		Manufacturer
	Use-by date		Sterilized using irradiation
	Catalogue Number		Caution
	Batch Code		Consult instructions for use
	Do not reuse		Do not use if package is damaged
	Not made with natural rubber latex		Do not re-sterilize